

# Bank from Home

Do all your everyday banking, quickly, easily and safely.

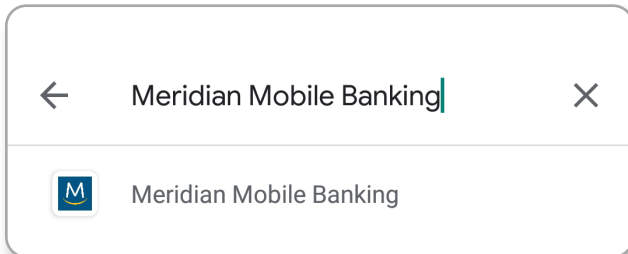
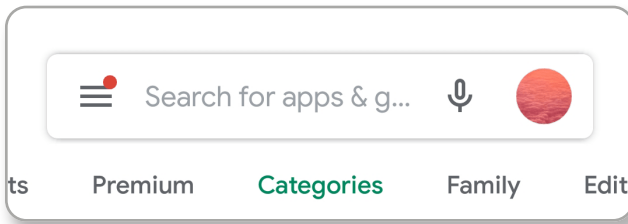
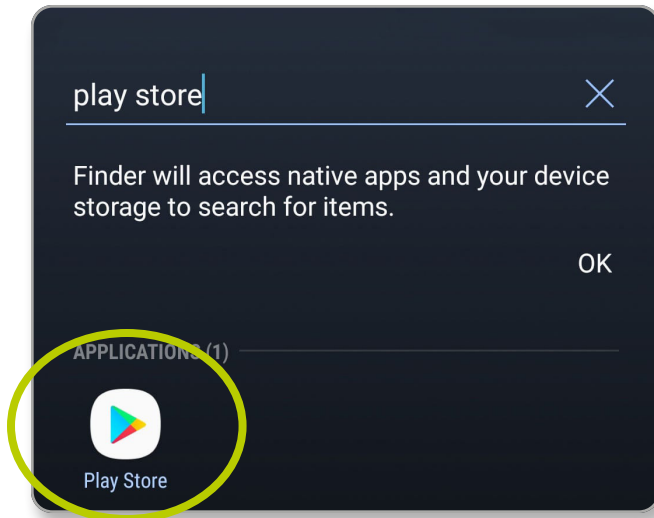
# Download the mobile app



[Android Guide](#)

For more ways to bank from home, visit  
[MeridianCU.ca/BankFromHome](https://MeridianCU.ca/BankFromHome)

**Meridian**<sup>TM</sup>  
Where banking feels good.



## Step 1: Search for the Google Play Store

Search for the Google Play Store application on your device.

Tap the Google Play Store icon on your phone to open the application.


## Step 2: Open the Google Play Store

When the Google Play Store opens, you should see a search bar at the top of the screen.

## Step 3: Search for the Meridian Mobile Banking App


In the search bar, type in **Meridian Mobile Banking** to search for the Meridian Mobile Banking app.

You should see Meridian Mobile Banking in the results. Tap to continue.



## Step 4: Download and install the Meridian Mobile Banking App

Tap the **Install** button to download the Meridian Mobile Banking app.



## Step 5: Open the Meridian Mobile Banking app

The Meridian Mobile Banking app should now be installed on your phone.

Tap the **Open** button in the Play Store or find it on your home screen and tap on it to open the app.